
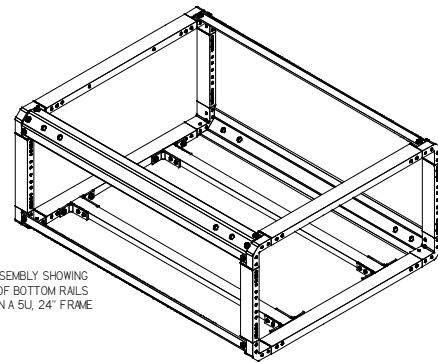
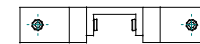


ITEM	DESCRIPTION	PART NO.	Mfr. CAGE	QTY.	REVISION HISTORY				
					ZONE	REV.	E.C.D.	DESCRIPTION	BY/DATE
1	BOTTOM RAIL, DE FRAME	SEE TABLE	11416	2					
2	BRACKET, MOUNTING, BOTTOM	P66-237	11416	8					
3	RIVET	AD45H	81349	16					
4	SCR PHN, TORX PLUS, TF, SST	10-24 X .38L		8					



INSTALLATION:

- USE RIVET ITEM 3 TO SECURE BRACKETS (ITEM 2) TO RAIL (ITEM 1) THRU SLOTS SO THAT BACK SIDE OF BRACKET IS EVEN WITH THE END OF THE RAIL.
- USE SCREW (ITEM 4) TO SECURE BRACKET/RAIL ASSEMBLY TO FRAME, IF FLAT SIDE OF RAIL SHOULD FACE UP (SEE SAMPLE BELOW)



SAMPLE ASSEMBLY SHOWING TWO SETS OF BOTTOM RAILS INSTALLED IN A 5U, 24" FRAME

KIT FRONTIER NO.	KIT NUMBER	ITEM #1	DIM. "A"	RACK SIZE
21-BOTTOM-RAIL-28	P073-0042-28	P066-0236-28	25.44"	28"
21-BOTTOM-RAIL-25	P073-0042-25	P066-0236-25	22.44"	25"
21-BOTTOM-RAIL-24	P073-0042-24	P066-0236-24	21.44"	24"
21-BOTTOM-RAIL-23	P073-0042-23	P066-0236-23	20.44"	23"
21-BOTTOM-RAIL-22	P073-0042-22	P066-0236-22	19.44"	22"
21-BOTTOM-RAIL-20	P073-0042-20	P066-0236-20	17.44"	20"
21-BOTTOM-RAIL-18	P073-0042-18	P066-0236-18	15.44"	18"
21-BOTTOM-RAIL-17	P073-0042-17	P066-0236-17	14.44"	17"

REF: UNIT: CONTRACT NO.

HARDIGG CASES STD. PART

COMPUTER CONTROLLED DOCUMENT MANUAL CHANGES NOT ALLOWED

TOLERANCE UNLESS OTHERWISE SPECIFIED:		SCALE 1/1		ANGLE	
±	XX	±	XX	±	XX
FR	CATHY LABRIE	02-01-02	DATE	ENGR	CATHY LABRIE
CHKD		DATE	APRD	DATE	
TITLE: KIT, BOTTOM RAILS, DE FRAME SIZE: D CASE CODE: 11214 DWG NO: P73-42-XX PROJ. NO. P73 SHEET 1 OF 1					

This drawing and all copies are the property of HARDIGG INDUSTRIES, INC. No part of this drawing may be reproduced or transmitted in any form or by any means, electronic or mechanical, including photocopying, recording, or by any information storage and retrieval system, without the prior written permission of HARDIGG INDUSTRIES, INC. If you have any questions, please contact your local distributor or contact us at 1-800-544-5395. A copy of this drawing may be obtained from our website at www.hardigg.com.

DWG NO. P73-42-XX

A